

Sink Evo

Bowl on the right

Kitchen Sinks

Code: 3212 051



DETAILS

Edge/Installation Type	Standard (8 mm Edge)
------------------------	----------------------

Finish	Foster brushed
--------	----------------

Material	AISI 304 stainless steel
----------	--------------------------

Texture	Foster brushed
---------	----------------

Base	80-90 cm
------	----------

Dimensions	1160x500 mm
------------	-------------

Standard fittings	Fixing hooks, gasket, drain, overflow and siphon, boxed packing
-------------------	---

Mixer holes	1 standard hole - 2nd hole on request
-------------	---------------------------------------

Built-in hole	1140x480 mm
---------------	-------------

Drainer	Yes
---------	-----

Width	116 cm
-------	--------

Bowl dimension	340x400 mm - Thickness: 1 mm
----------------	------------------------------

Number of bowls	2 bowls
-----------------	---------

Waste fitting	3,5" drain
---------------	------------

FEATURES

Basket 3,5" waste fitting	The drain is equipped with a large 3.5" drain, with the practical basket cap that prevents the discharge of solid parts.
---------------------------	--

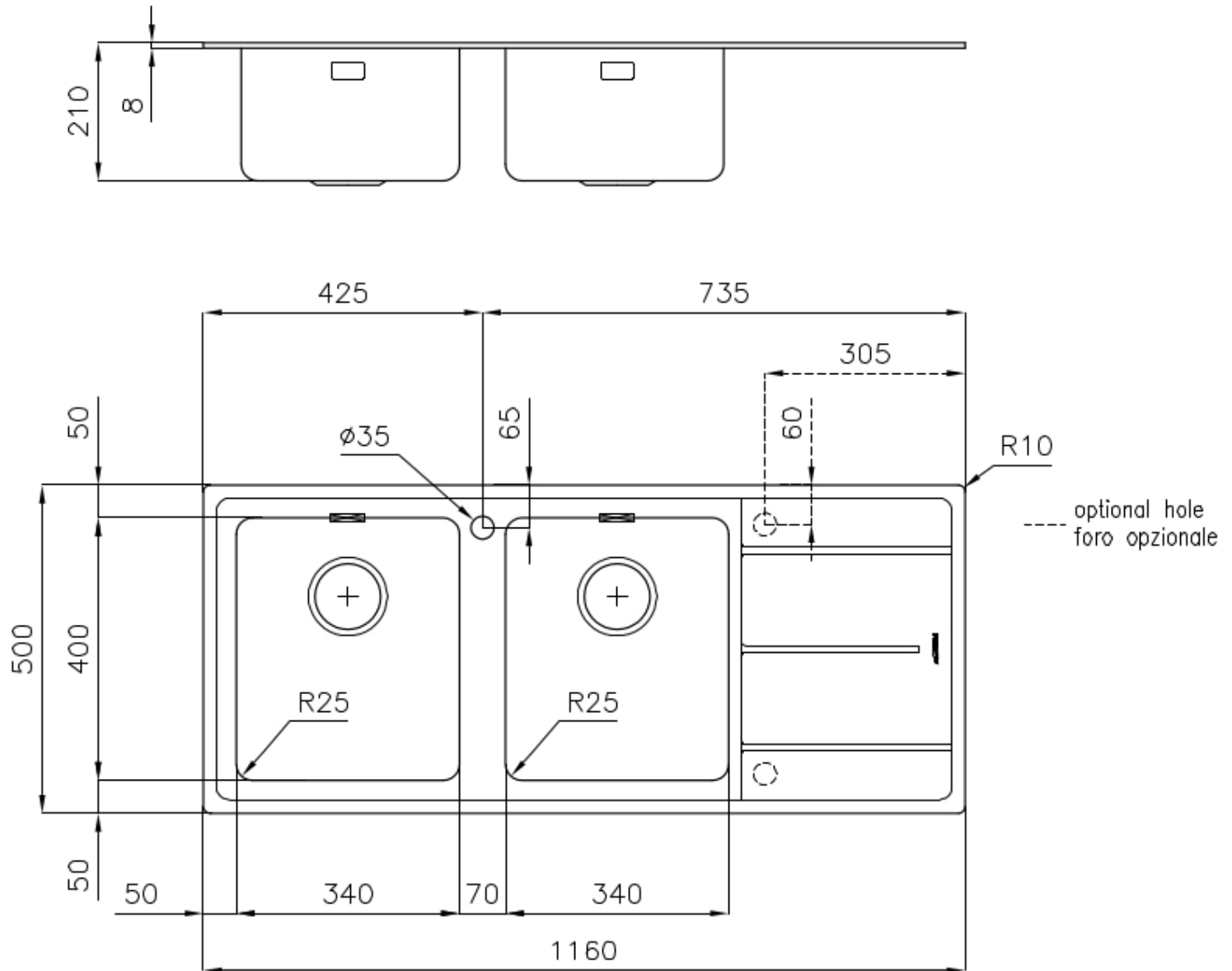
2nd / 3rd hole available	The sink can be customized with the execution on request of additional holes, usable for double-hole mixers, for remote controlled drains or for the installation of soap dispensers. The positions are marked on the drawings with dotted line holes.
--------------------------	--

Perimetral overflow	The overflow is always a security on the Foster sinks that prevents the overflow of water in case of oversights. The perimeter drain solution improves aesthetics thanks to its square and essential shape.
---------------------	---

Small radius	Bowls with squared shapes with a modern design and an increased capacity, for a minimal aesthetics connected with an extreme practicality.
--------------	--

Deep bowls	This bowls reach an important depth, over 20 cm, thanks to the advanced production technology, that can be offer great capiciency and praticity in all the washing operations.
------------	--

TECHNICAL DATA



OPTIONAL ACCESSORIES



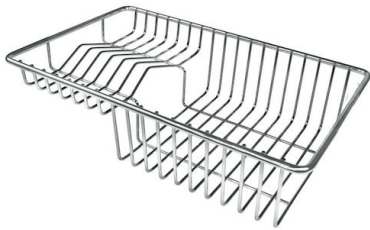
Glass chopping board
8631 300



HPDE Chopping board
8657 001



HPDE Twin chopping board
8644 101



Stainless steel plate rack
8100 303

* only in combination with the accessory
8644 101



White bowl
8153 100



Glass chopping board
8633 300



**Graters kit with ring-holder and
food collection tray**
8159 101

* only in combination with the accessory
8644 101



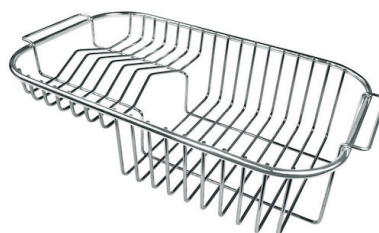
Iroko-wood chopping board
8647 000



Iroko-wood sliding chopping board
8643 000



Stainless steel basket
8611 000



Stainless steel plate rack
8100 301

RECOMMENDED PAIRINGS



Mixer Tap Gamma
8483 001

OPTIONAL AUTOMATIC WASTE FITTINGS



Automatic waste fitting
8407 113



Space automatic waste fitting
8407 108



Space automatic waste fitting
8407 109



Space Light automatic waste fitting
8407 117



Space Milano automatic waste fitting
8407 115



Space Push automatic waste fitting
8407 116